

Enlight Collection

Your Fireplace, Your Way



STELLAR

by Heat & Glo



Scan to view Enlight

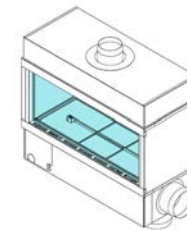
Flexible designs to suit yours

Choose from hundreds of ready-made configurations—each we can tailor to your concept. Our design pros work closely with you from first consultation to delivery. Add any Enight specification into your plan, have us shape it to match your room, or go totally custom (see p. 7). If you can imagine it, Stellar can build it. We can alter any of the Enight specifications to fit your design needs, changing heights, widths, vent locations, indoor/outdoor and much more. Working with you to create your fireplace design and accomodating your specific installation requirements, is what gives Stellar the advantage over any other competitor.

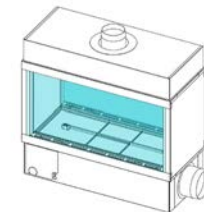
Six base models – all customizable

- Single-Sided
- Double-Sided
- Bay (front longer than sides)
- Pier (sides are longer than front)
- Right/Left Corner
- Four-Sided Island

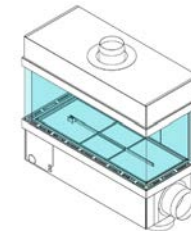
Start with any of six Enight configurations and tailor it to fit your design.



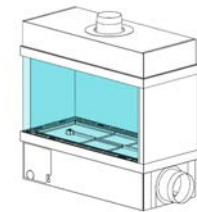
Single-Sided



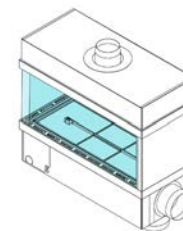
Double-Sided



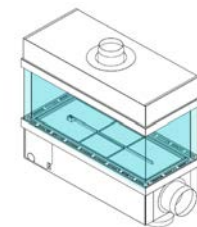
Bay



Pier



R/L Corner



Four-Sided



Above: An Enlight Pier configuration opens up a space, lending presence in dimensions you can tailor to your design.

Upper Right: A single-sided configuration with stunning driftwood logs over lighted media elevates a room.

Lower Right: Make your mark with a soaring three-sided Bay configuration as a focal point of connection.



Biggest flames, cleanest finish, clearest view

Why Stellar? For starters, it's the best-looking fireplace for an unimpeded view of the beautiful fire. And it's easier to install, too. But the design advantage is how we collaborate with you to create what you want, with technological advantages across the board. At Stellar, we'll design the fireplace around you vs. you design your room around our fireplace.

- 20,000 BTUs/ft. of flames — unmatched in the industry
- Each linear foot has its own fuel supply for consistent flame height
- Cleanest look that allows for combustibles up to the viewing area
- No corner posts for a frameless finish
- SafeSurface™ dual-pane glass is cool to the touch with no mesh needed
- Place a TV just inches above fireplace without a mantel
- Clearest view with just 2" between inside and outside glass (Others: 6")
- Remote control or connect to smart home automation systems
- All designs are UL-approved
- All Enlight sizes and configurations are also available as an open hearth — no glass!



Above: Unique burner design with fuel supplied every 12" ensures tall, consistent flames.

Left: Enlight double-sided fireplace with a tall, 24" opening creates an impactful focal point.





Inside the fireplace: Optional features for unmatched possibilities

- Only authentic natural mixed stones (Lava, Polished, Mixed, Gold or Black) for an organic feel
- Driftwood logs cast and hand-painted from actual logs found along Mississippi River
- Glass media in Crystal, Copper, Black and Caribbean highlighted by accent lighting
- Mirrored panels in muted glow or dazzling reflections to multiply flames
- Brilliant LED lighting with infinite colors to accent flames, or mood lighting without flames
- Privacy glass to switch between clear and fogged, may be custom fit for sensitive sightlines
- Envision interior panels offer the option of a completely customized interior panel. Replicate your logo, a sunset or any high resolution image you want to feature.



Above: Craft your fireplace masterpiece with an Enlight Pier measuring four feet wide and a frameless glass finish for a one-of-a-kind backdrop to the flames.

Upper Right: Choose from glass firebed media in Crystal, Copper, Black and Caribbean or our exclusive organic natural stone to fit your aesthetic.

Right: Stellar offers the largest variety and size of Driftwood logs—cast and hand-painted from actual logs found along the Mississippi River.



Place a fire feature anywhere



You can vent any Enlight fireplace to fit your building's design. Stellar removes all the encumbrances of a traditional fireplace to preserve sightlines.

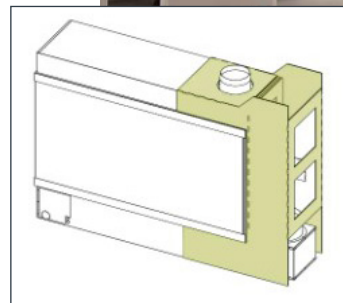
Want a window over the fireplace for a lake, mountain, or city view? We can vent it sideways or downward with no chase.

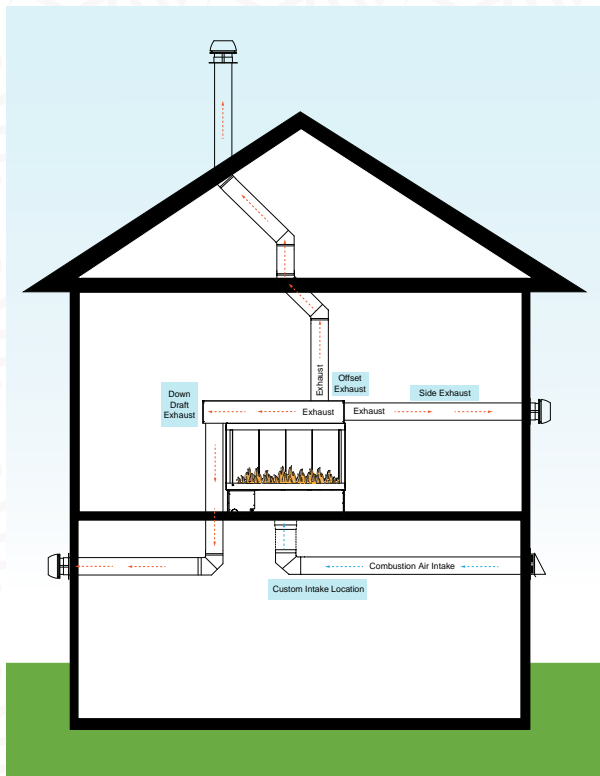
Left: Our design pros work closely with you from first concept to delivery.

Below: Only Stellar enables you to vent horizontally in cantilevered designs as in this Pier.

Next-level venting

- Up to 11 elbows and 110 feet, six feet down
- Thanks to the PowerVent technology, place the fireplace just about anywhere.
- Seamless, clean overall design, not pieced together
- Cantilever designs (Peninsula, Bay) with no vertical vent
- Commercial-grade components for durability





Above: Venting any direction up to 11 elbows, 110 feet and six feet down allows you to place a fireplace anywhere.

Right: Stellar's downdraft venting enables you to keep the top clean, preserving sightlines.

Lower Right: Hide venting with our flexibility of exhaust and air intake locations including the side or bottom.



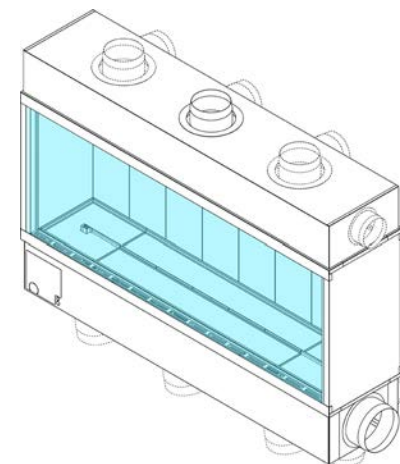
Scan to download specs



**“Vent down?
You’re kidding!”**

Easily specify your design

- Hundreds of standard sizes to drop into your blueprint
- We can easily change heights, widths, vent locations, and more
- CAD, Revit BIM, CSI specs and visualization tools
- Custom drawings supplied for made-to-order designs
- All fireplaces are UL-listed and ready for easy installation
- Click “Resources” at stellar.heatnglo.com to download prints and CAD drawings or scan code at left



Custom: Tell us your idea, watch it come to life

With limitless customization, we can change any Enlight Collection design to solve an installation challenge you're facing in your residential or commercial space. Or describe what you have in mind and our design experts will make it happen.



Above: See the possibilities in modern fireplace design to create an exceptional experience.

Yes, we can do that

- Design your space and we'll tailor a stunning fireplace to it
- See if one of the hundreds of starter configurations fit your needs
- Or bring us your idea and we'll fit it to your plan
- Most customs are Enlight models tailored to a specific need
- With our unique burners, flame patterns can be customized to reflect a square, star, snowflake, round or even a hexagon

Right: This unique wave burner shows the endless options for your fire feature.

Below: When we say we can build a custom fireplace in any shape or size, consider this L-shaped masterpiece with flames that can burn sideways to be your proof.



“Is this something that’s possible?”

Change geometry, viewing height and length

- Physical barriers to work around? We can vent sideways, downward or angled upward
- Envisioning a curved wall? We can build curved glass into your design
- Cantilevered installations with concealed, embedded venting and a clean top surface.
- Air intake and exhaust locations (top, back and side) adapted to your floor plan
- Custom burners (star-shaped, zigzag, spiral, elevated)
- UL-certified custom designs for utmost safety
- Commercial components on all Stellar designs
- **Build Your Own Custom Fireplace** tool to start the process



Scan to Build Your Own



The next wave of striking fireplace designs

Look to Stellar for fire features that expand the boundaries of where and how clients can enjoy a beautiful fire.

Indoor/Outdoor Double-Sided

- The *Transcend Collection* is the heart of connection in shared spaces
- 24-36" heights and 3-8' lengths, or we'll work with you to design to your specific needs
- Engineered for durability with stainless-steel construction
- One complete system; no upgrade kit or modular components
- Customize to a unique aesthetic or building consideration

Right: Gather around tranquility as the Transcend fireplace unites indoors and outside.





Outdoor

- Custom outdoor designs for all seasons
- Open hearth designs or SafeSurface glass that can be curved or angled
- Residential or commercial with same designs as interior fireplaces
- All stainless steel with drain holes
- Vented or ventless in any width

Left: Add luxury and style to your outdoor space with custom Stellar fireplaces.

Below: Open hearth designs: where the elegance meets glass-free beauty.

Open Hearth

- No glass allows a clear view of the fire
- Big flames and mild heat enables enjoyment year round
- Fully customizable in multiple heights, widths and configurations
- Open hearth models are available for indoor or outdoor placement
- Outdoor models available as vented or ventless
- UL-Certified for the utmost safety



You Dream It, We Can Build It

Whether it's crafting a masterpiece from the *Enlight Collection* or conceptualizing a bespoke design, our team of design experts is eager to partner with you and turn your vision into reality. Let's get started.



Distributed in Australia by:

sales@jetmastervic.com.au
www.jetmastervic.com.au

Jetmaster



STELLAR

by Heat & Glo